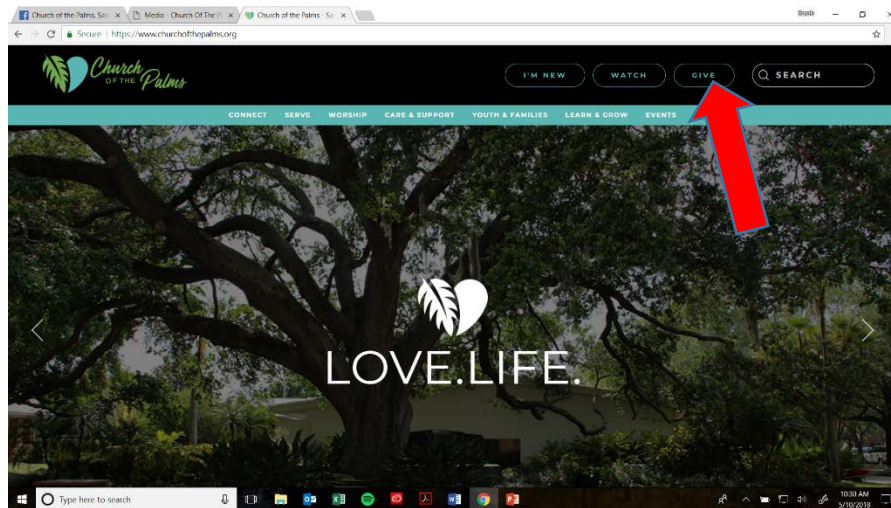


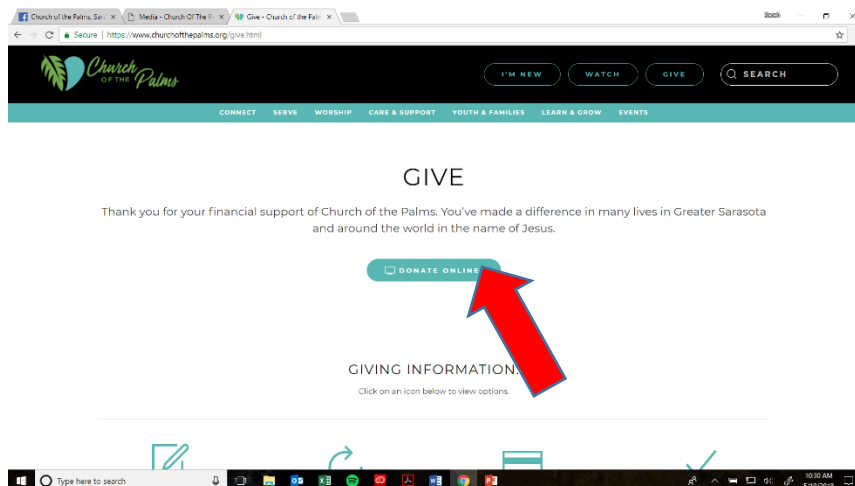
## DIRECTIONS FOR GIVING ONLINE

**Shelby Giving:** Church of the Palms uses a secure online payment service called Shelby Giving to process electronic donation payments via credit card. The following steps will help you set up a one-time donation.


1. Go to [www.churchofthepalms.org](http://www.churchofthepalms.org)
  - a. Select “GIVE” from menu in the upper right hand corner. This will take you to a new page.



2. Click on the **blue** DONATE ONLINE button. This will take you to Shelby Giving.



3. Once there, you can log-in as an **EXISTING USER** or if this is **your first time**, create a **NEW USER REGISTRATION** by clicking on First Time.



4. First time users are prompted to enter their personal information. Your email address will become your username. Click Submit.

