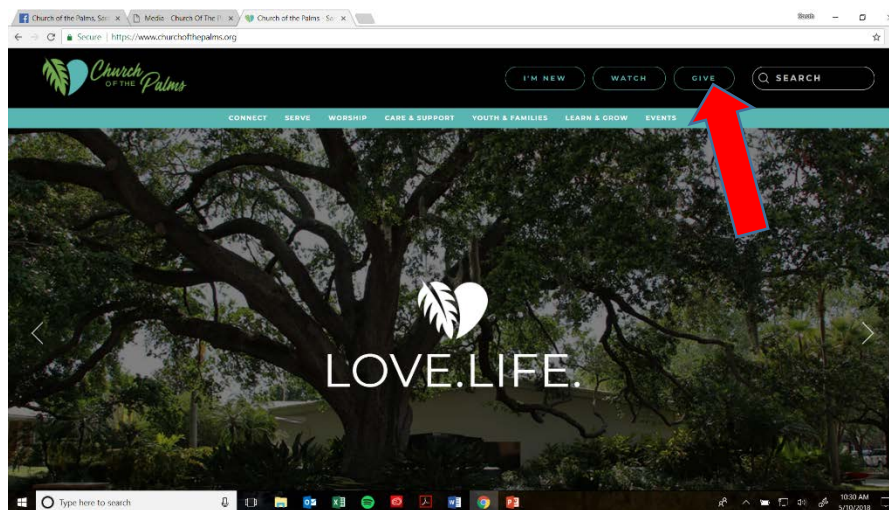


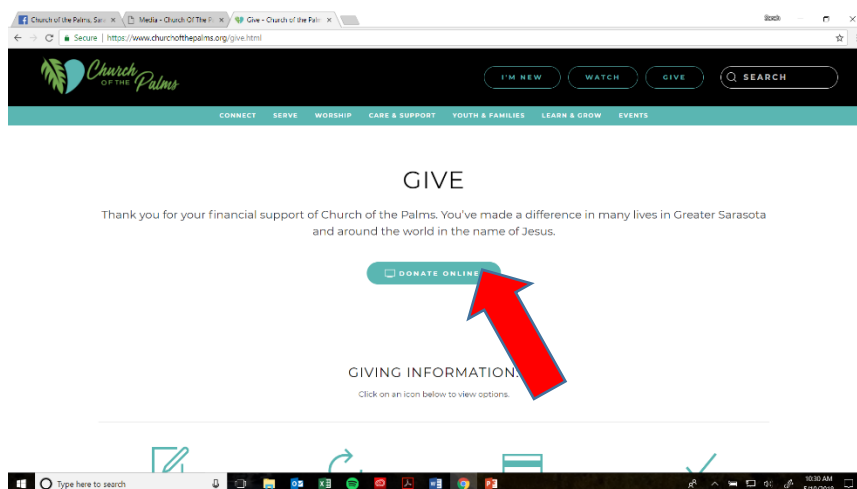
DIRECTIONS FOR GIVING ONLINE_EDITING PAYMENT INFORMATION

If for some reason you need to edit your credit card information for recurring giving, please follow the steps shown below.


1. Go to www.churchofthepalms.org
 - a. Select "GIVE" from menu in the upper right hand corner. This will take you to a new page.




2. Click on the **blue** DONATE ONLINE button. This will take you to Shelby Giving.




3. Log-in as an **EXISTING USER**.



4. You will be taken to MY DONATION screen. Click on SCHEDULED GIVING in the column on the left hand side.



5. Once on the SCHEDULED GIVING page, you can change card information by clicking on EDIT (next to Card Information.) Doing so reveals editable fields.



6. Once you enter your new credit card information, click update schedule.

